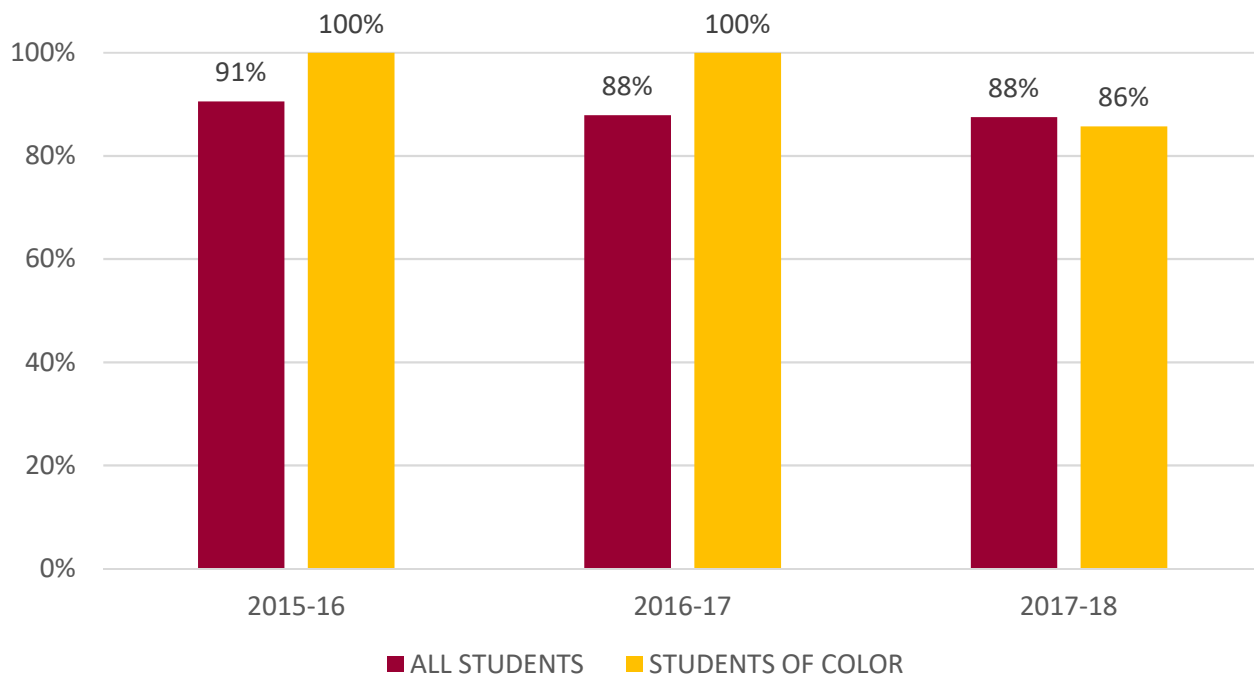


## MLIS PROGRAM ACHIEVEMENT DATA

The following provides achievement data for the Master of Library and Information Sciences program within the Morgridge College of Education at the University of Denver.

### RETENTION RATES

#### One Year Retention Rates by Cohort

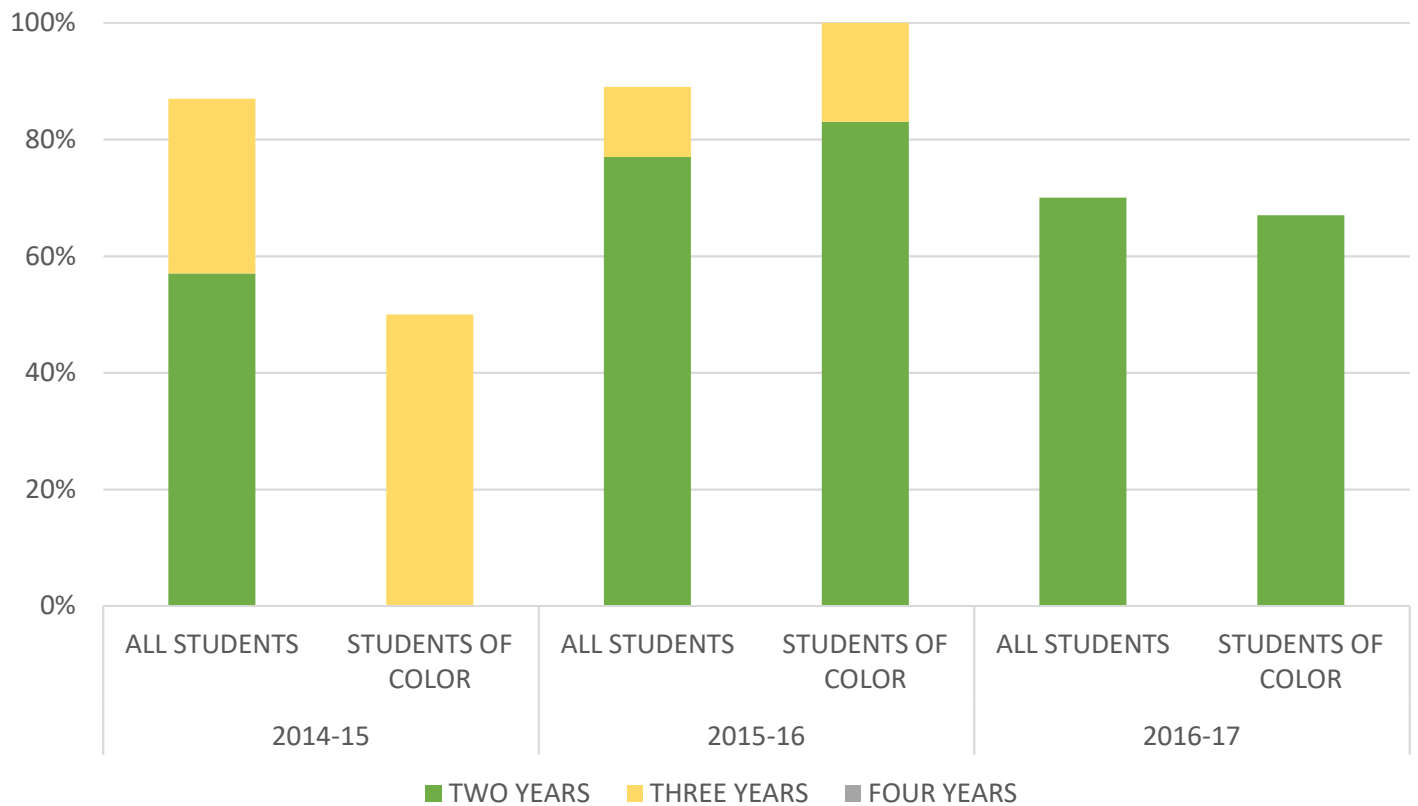


#### NOTES:

- ALL STUDENTS TOTAL N: 53 (2015-16), 33 (2016-17), 48 (2017-18)
- STUDENTS OF COLOR TOTAL N: 12 (2015-16), 6 (2016-17), 7 (2017-18)
- STUDENTS OF COLOR: Does not include international students.

## GRADUATION RATES

### Two, Three, and Four Year Retention Rates by Cohort




ACADEMIC YEAR COHORT: ALL STUDENTS	# COHORT	TWO YEARS		THREE YEARS		FOUR YEARS	
		#	%	#	%	#	%
2014-15	30	17	57%	26	87%	26	87%
2015-16	53	41	77%	47	89%		
2016-17	33	23	70%				

ACADEMIC YEAR COHORT: STUDENTS OF COLOR	# COHORT	TWO YEARS		THREE YEARS		FOUR YEARS	
		#	%	#	%	#	%
2014-15	2	0	0%	1	50%	1	50%
2015-16	12	10	83%	12	100%		
2016-17	6	4	67%				

#### NOTES

- Graduation rates are cumulative in the above charts and tables (i.e. the 17 students from the 2014-15 cohort who graduated within 2 years are also included in the three-year graduation rate).
- Students of color does not include international students.

## TIME TO DEGREE



### NOTES

- Time to degree data reflects students who graduated between September 1st, 2017 and August 31st, 2018.
- The person graphic reflects a time measurement of three months (i.e. one academic quarter term).
- N Sizes: ALL STUDENTS = 29; STUDENTS OF COLOR = 6

## PLACEMENT DATA

The following data reflect MLIS students who graduated during the 2016-17 academic year. Status and salary data were collected by the University of Denver's Career and Professional Development Office upon graduation and up to six months' post-graduation via a survey.

### Employment Status

	#	%
EMPLOYED FULL TIME	37	73%
EMPLOYED PART TIME	3	6%
SERVICE / MILITARY	0	0%
CONTINUING EDUCATION	3	6%
SEEKING EMPLOYMENT	0	0%
UNKNOWN / NON RESPONDENTS	8	16%
<b>TOTAL</b>	<b>51</b>	<b>100%</b>

### Salary

MEAN SALARY	\$ 44,982.00
MEDIAN SALARY	\$ 47,500.00

### NOTES:

- Salary data reported by 14 of the 51 MLIS graduates.

## LEARNING OUTCOMES ASSESSMENT

The following data reflects achievement of MLIS learning outcomes by students enrolled during the 2016-17 academic year. Assignments within courses identified as assessing a given learning outcome were gathered and student performance was analyzed to determine a percentage of achievement.

MLIS STUDENT LEARNING OUTCOME	% ACHIEVEMENT
Defend LIS professional ethics and values.	98%
Justify the importance of intellectual freedom in a variety of information access situations.	96%
Characterize the attributes and value of teaching, service, research, and professional development to the advancement of the profession and personal career plans.	99%
Characterize historical, current, and emerging aspects of information organizations and information producers.	97%
Distinguish and apply multiple and emerging approaches to the organization of information.	97%
Analyze the interaction of individual characteristics and social factors with information environments. Identify, evaluate, synthesize, and disseminate information for a variety of communities and users. Demonstrate the interaction between information users and information resources and how to improve that interaction.	98%
Apply current management and leadership theories and practices in the creation, administration, and assessment of services.	96%
Demonstrate competency with current information technologies.	95%
Demonstrate professional communication skills, work behaviors, and respect for diversity.	95%
Critique and construct library, archive, and information science research.	94%

