

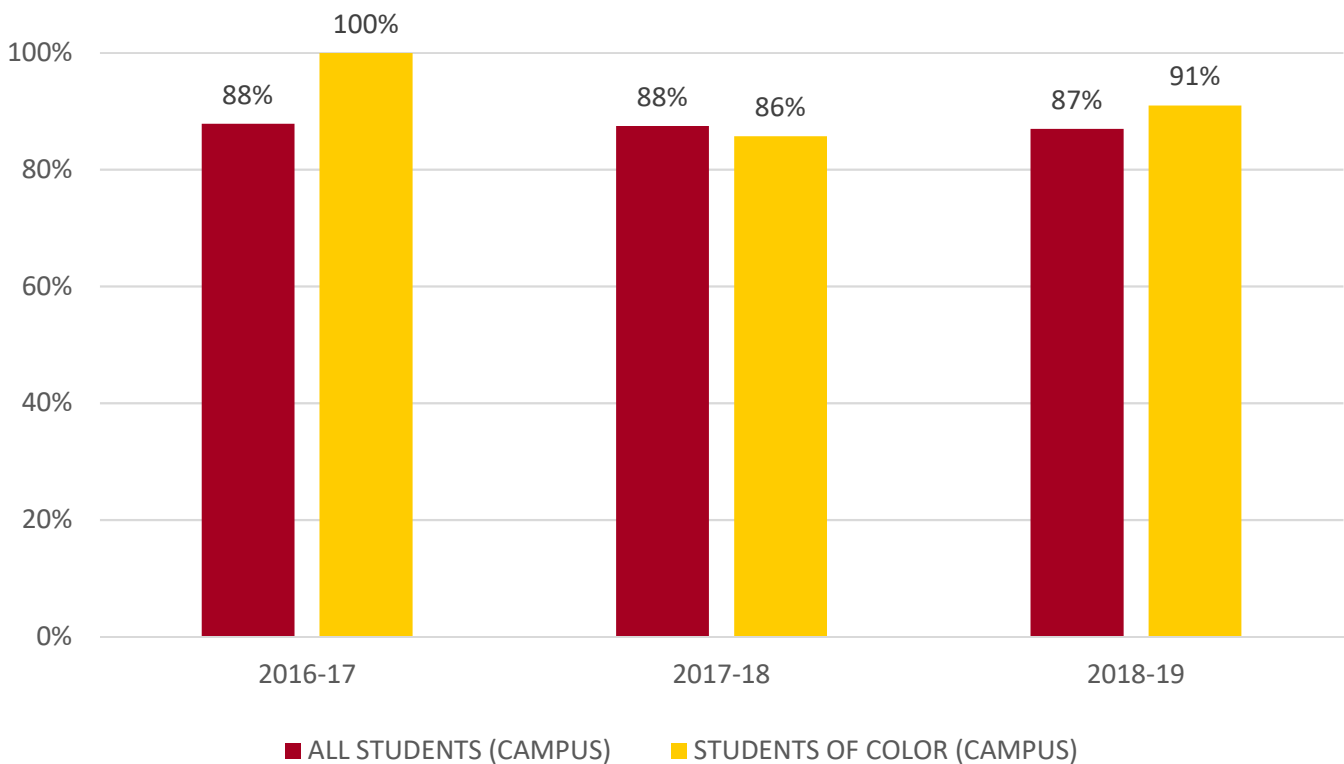
## MLIS PROGRAM ACHIEVEMENT DATA

The following provides achievement data for the Master of Library and Information Sciences program within the Morgridge College of Education at the University of Denver.

NOTE: The University of Denver launched an online MLIS program in Spring 2019. The only data available to report as this time is Learning Outcomes Assessment data.

### RETENTION RATES

#### One Year Retention Rates by Cohort

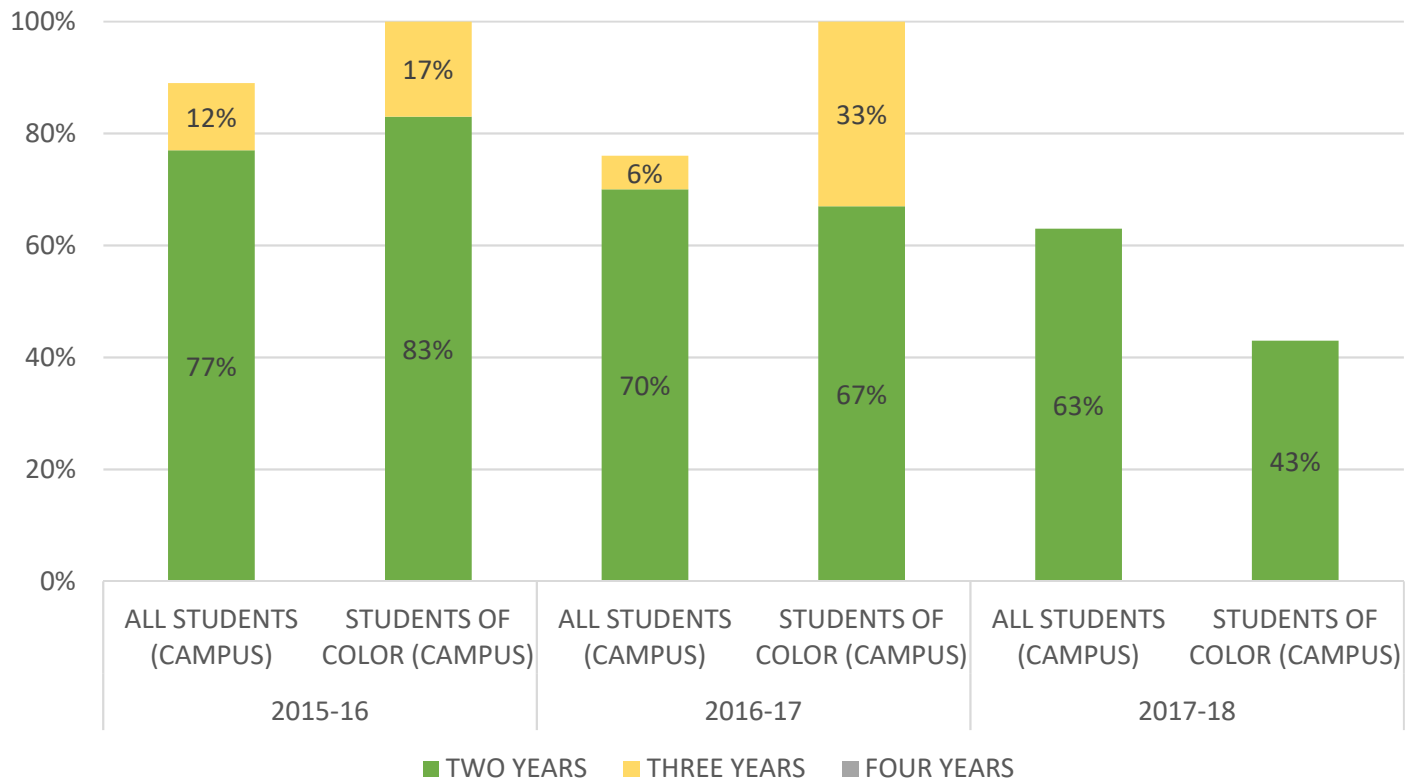


#### NOTES:

- ALL STUDENTS (CAMPUS) TOTAL N: 33 (2016-17), 48 (2017-18), 39 (2018-19)
- STUDENTS OF COLOR (CAMPUS) TOTAL N: 6 (2016-17), 7 (2017-18), 11 (2018-19)
- STUDENTS OF COLOR: Does not include international students.

## GRADUATION RATES

### Two, Three, and Four Year Retention Rates by Cohort




ACADEMIC YEAR COHORT: ALL STUDENTS (CAMPUS)	# COHORT	TWO YEARS		THREE YEARS		FOUR YEARS	
		#	%	#	%	#	%
2015-16	53	41	77%	47	89%	47	89%
2016-17	33	23	70%	25	76%		
2017-18	48	30	63%				

ACADEMIC YEAR COHORT: STUDENTS OF COLOR (CAMPUS)	# COHORT	TWO YEARS		THREE YEARS		FOUR YEARS	
		#	%	#	%	#	%
2015-16	12	10	83%	12	100%	12	100%
2016-17	6	4	67%	6	100%		
2017-18	7	3	43%				

#### NOTES

- Graduation rates are cumulative in the above charts and tables (i.e. the 41 students from the 2015-16 cohort who graduated within two years are also included in the three-year graduation rate).
- Students of color does not include international students.

## TIME TO DEGREE



### NOTES

- Time to degree data reflects students who graduated between September 1st, 2018 and August 31st, 2019.
- The person graphic reflects a time measurement of three months (i.e. one academic quarter term).
- N Sizes: ALL STUDENTS = 32; STUDENTS OF COLOR = 5
- Data reflects on-campus students; no online students have yet to graduate

GRADUATION YEAR COHORT: ALL STUDENTS (CAMPUS)	# OF GRADS	AVG. TIME TO DEGREE
2016-17	51	1.93
2017-18	29	1.88
2018-19	32	1.78

GRADUATION YEAR COHORT: STUDENTS OF COLOR (CAMPUS)	# OF GRADS	AVG. TIME TO DEGREE
2016-17	11	1.79
2017-18	6	2.01
2018-19	5	2.00

## PLACEMENT DATA

The following data reflect MLIS students who graduated during the academic year listed. Status and salary data were collected by the University of Denver's Career and Professional Development Office upon graduation and up to six months' post-graduation via a survey.

### Employment Status

	2016-17		2017-18	
	#	%	#	%
EMPLOYED FULL TIME	37	73%	21	72%
EMPLOYED PART TIME	3	6%	4	14%
SERVICE / MILITARY	0	0%	1	3%
CONTINUING EDUCATION	3	6%	0	0%
SEEKING EMPLOYMENT	0	0%	3	10%
UNKNOWN / NON RESPONDENTS	8	16%	0	0%
<b>TOTAL</b>	<b>51</b>	<b>100%</b>	<b>29</b>	<b>100%</b>

### Salary

	2016-17	2017-18
MEAN SALARY	\$ 44,928	\$ 42,697
MEDIAN SALARY	\$ 44,500	\$ 40,000

#### NOTES:

- Salary data reported by 5 of the 29 MLIS graduates from the 2017-18 academic year.